

CARRIER PNEUMATIC COMPONENTS

**METAL/PVC, TUBING, BENDS, COUPLINGS,
FITTINGS & ACCESSORIES**



H-P Products

A HIGH-PERFORMANCE COMPANY

H-P Products is certified to ISO 9001:2015

TABLE OF CONTENTS

Straight Ends
One End Expanded

Straight Ends
One End Expanded

Straight Ends One
End Expanded

15° Long Radius Bends
30° Long Radius Bends
45° Long Radius Bends
90° Long Radius Bends
90° Long Radius Bends w/ Relief

45° Segmented Elbows
90° Segmented Elbows
90° Segmented Tees
Standard Windgates
Segmented Bypass
30° Twists
Standard Tube Caps
Tube Hangers

PVC Couplings
PVC Adhesive
Adapters PVC-Metal
Adapter PVC-Acrylic
Metal Hangers

Expanded Fitting
Solid Sleeves
Clamp Sleeves
Compression Couplings
Shrink Sleeves Protection
Sleeves Standard
Adapters Instalok
Couplings

Frequently Requested Specials
Installation Components

SERVICES

H-P PRODUCTS, INC. IS THE LEADING SUPPLIER OF TUBULAR COMPONENTS FOR CARRIER PNEUMATIC SYSTEMS. WE HAVE “THOUSANDS OF SOLUTIONS UNDER ONE ROOF”

PRODUCTS

TUBING

Our standard catalog items include tube sizes from 2-1/4” through 6” OD, plus 4” x 7” oval in zinc-coated (galvanized) steel. Also, these metal parts are “ID Friendly” with our PVC line of tubular parts also featured. With “Thousands of solutions under one roof”, H-P Products, Inc. gives you maximum flexibility in designing a system with metal and PVC applications.

CATALOG PART VARIATIONS

If our standard items don't meet your needs, contact us for immediate assistance at 800.860.TUBE (8823). Custom tube fabrications are available to meet your exact specifications.

DELIVERY

Fast delivery is available on a wide selection of in-stock tubing, bends, couplings, fittings and installation components. We'll also make every effort to meet emergency requirements for non-stock items.

NOTE

Specifications subject to change without notice, without incurring any obligation on our part.

KEY

OD	Outside Diameter
ID	Inside Diameter
ERW	Electric Resistance Welded
NPS	Nominal Pipe Size

STANDARD TUBING

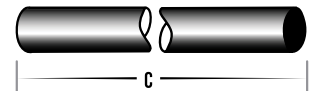
All reference dimensions are nominal

STANDARD TUBING - STRAIGHT ENDS

Zinc-Coated (Galvanized) Steel

OD (IN.)	C LENGTH	NOMINAL WALL THICKNESS	GAUGE	PART #
2-1/4"	12' 6"	.035"	20	29012
3"	12' 6"	.049"	18	39012
4"	10'	.065"	16	49010
4-1/2"	10'	.065"	16	45010
6"	10'	.065"	16	69010
4" x 7"	10'	.065"	16	79010

Our standard stock is in 10' and 12'6" lengths, but we will cut to your specifications



STANDARD TUBING (STRAIGHT END)

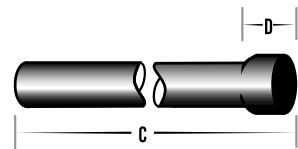
STANDARD TUBING - ONE END EXPANDED*

Zinc-Coated (Galvanized) Steel

OD	C LENGTH	D EXP DEPTH	NOMINAL WALL THICKNESS	GAUGE	PART #
2-1/4"	12' 6"	1-3/4"	.035"	20	29000
3"	12' 6"	2-1/8"	.049"	18	39000
4"	10'	3-3/4"	.065"	16	49010-1
4-1/2"	10'	3-3/4"	.065"	16	45010-1
6"	10'	4-3/4"	.065"	16	69010-1
4" x 7"	10'	4-3/4"	.065"	16	79010-1

Our standard stock is in 10' and 12'6" lengths, but we will cut to your specifications

*ID of Expansion = Tube OD



STANDARD TUBING (ONE END EXPANDED)

KEY

OD	Outside Diameter
EXP	Expansion
ID	Inside Diameter
CLR	Center Line Radius
TAN	Target

Catalog Part Variations Available Upon Request

GIVE US A CALL IF YOU CAN'T FIND EXACTLY WHAT YOU NEED!

STANDARD LONG RADIUS BENDS

©2024 H-P Products

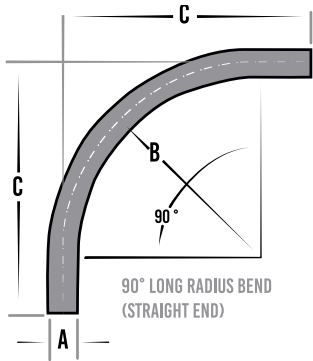
STRAIGHT ENDS

Zinc-Coated (Galvanized) Steel

A-OD	B-CLR	C-CENTER TO END DIMENSION	TAN	GAUGE	PART #
2-1/4"	18"	21-7/8"	3-7/8"	20	29218
2-1/4"	24"	30-1/3"	6-1/8"	20	29224
2-1/4"	42"	48"	6"	20	29242
3"	24"	30"	6"	18	39224
3"	30"	36"	6"	18	39230
3"	38"	48-1/2"	10-1/2"	18	39238
3"	48"	62-3/4"	13-1/4"	18	39248
4"	36"	47-7/16"	11-7/16"	16	49236
4"	36"	33-1/8"	13-1/4"	16	49148
4"	48"	61-1/4"	13-1/4"	16	49248
4"	60"	74"	12"	16	49260
4-1/2"	20"	27-7/8"	5-5/16"	16	45220
4-1/2"	24"	37-3/4"	11-1/2"	16	45224
4-1/2"	30"	43-3/4"	11-1/2"	16	45230
4-1/2"	48"	63-1/2"	13-1/4"	16	45248
4-1/2"	60"	72"	12-7/8"	16	45260
6"	30"	43-7/16"	13-7/16"	16	69230
6"	36"	48"	12"	16	69236
6"	48"	70-3/8"	22-3/8"	16	69248
6"	60"	72-7/8"	12-7/8"	16	69260
4"x 7"(FLAT BEND)	48"	70-7/16"	22-7/16"	16	70248*
4"x 7"(EDGE BEND)	48"	71-1/16"	23-1/16"	16	7E248**
4"x 7"(FLAT BEND)	60"	84"	24"	14	70260*
4"x 7"(EDGE BEND)	60"	84"	24"	14	7E260**

*Neutral axis through 7" dimension

**Neutral axis through 4" dimension



STANDARD LONG RADIUS BENDS

All reference dimensions are nominal

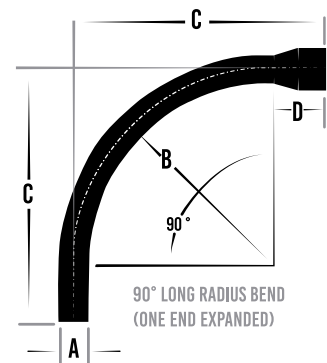
ONE END EXPANDED (ID OF EXPANSION = TUBE OD)

Zinc-Coated (Galvanized) Steel

A-OD	B-CLR	C-CENTER TO END	D-EXP DEPTH	TAN	GAUGE	PART #
2-1/4"	18"	21-7/8"	1-3/4"	3-7/8"	20	29218-1
2-1/4"	24"	30-1/8"	1-3/4"	6-1/8"	20	29224-1
2-1/4"	42"	48"	1-3/4"	6"	20	29242-1
3"	24"	30"	2-1/8"	6"	18	39224-1
3"	30"	36"	2-1/8"	6"	18	39230-1
3"	38"	48-1/2"	2-1/8"	8-1/4"	18	39238-1
3"	48"	62-3/4"	2-1/8"	13-1/4"	18	39248-1
4"	36"	47-7/16"	3-3/4"	11-7/16"	16	49236-1
4"	48"	61-1/4"	3-3/4"	13-1/4"	16	49248-1
4"	60"	74"	3-3/4"	12"	16	49260-1
4-1/2"	20"	27-7/8"	3-3/4"	5-5/16"	16	45220-1
4-1/2"	24"	37-3/4"	3-3/4"	11-1/2"	16	45224-1
4-1/2"	30"	43-3/4"	3-3/4"	11-1/2"	16	45230-1
4-1/2"	48"	63-1/2"	3-3/4"	13-1/4"	16	45248-1
4-1/2"	60"	72"	3-3/4"	12-7/8"	16	45260-1
6"	30"	43-7/16"	4-3/4"	13-7/16"	16	69230-1
6"	36"	48"	4-3/4"	12"	16	69236-1
6"	48"	70-3/8"	4-3/4"	22-3/8"	16	69248-1
6"	60"	72-7/8"	4-3/4"	12-7/8"	16	69260-1
4"x7"(FLAT BEND)	48"	70-7/16"	4-3/4"	22-7/16"	16	70248-1*
4"x7"(EDGE BEND)	48"	71-1/16"	4-3/4"	23-1/16"	16	7E248-1**

*Neutral axis through 7" dimension

**Neutral axis through 4" dimension



FREQUENTLY REQUESTED SPECIALS

CARRIER BENDS- GALVANIZED

OD	DESCRIPTION	CLR	BEND	PART #
4"	1-End Expanded	36"	45°	49136-1
4"	1-End Expanded	48"	45°	28505
4"	1-End Expanded	48"	30°	33209
4"	1-End Expanded	48"	22.5°	33208
4-1/2"	1-End Expanded	20"	45°	07-18668
4-1/2"	1-End Expanded	20"	30°	37782-1
4-1/2"	1-End Expanded	20"	22.5°	07-20690
6"	1-End Expanded	48"	45°	69148-1
4"	Straight Ends	36"	30°	50971
4"	Straight Ends	36"	15°	50972
4"	Straight Ends	48"	22.5°	45219
4-1/2"	Straight Ends	20"	45°	33943
4-1/2"	Straight Ends	20"	30°	37782
4-1/2"	Straight Ends	20"	15°	37613
6"	Straight Ends	48"	45°	69148
6"	Straight Ends	48"	30°	32756
6"	Straight Ends	48"	22.5°	32396

CARRIER BENDS (TAPE COATED)- GALVANIZED

OD	DESCRIPTION	CLR	BEND	PART #
4"	1-End Expanded	36"	90°	49236-1-T
4"	1-End Expanded	48"	90°	49248-1-T
4-1/2"	1-End Expanded	20"	90°	45220-1-T
4-1/2"	1-End Expanded	20"	45°	07-18668-T
4-1/2"	1-End Expanded	20"	30°	37782-1-T
4-1/2"	1-End Expanded	20"	22.5°	07-20690-T
4-1/2"	1-End Expanded	20"	15°	37613-1-T
6"	1-End Expanded	36"	90°	69236-1-T
6"	1-End Expanded	48"	90°	69248-1-T
6"	1-End Expanded	48"	45°	69148-1-T
4"	Straight Ends	36"	90°	49236-T
4"	Straight Ends	48"	90°	49248-T
4-1/2"	Straight Ends	20"	90°	45220-T
4-1/2"	Straight Ends	20"	45°	33943-T
4-1/2"	Straight Ends	20"	30°	37782-T
4-1/2"	Straight Ends	20"	15°	37613-T
6"	Straight Ends	36"	90°	69236-T
6"	Straight Ends	48"	90°	69248-T

FREQUENTLY REQUESTED SPECIALS

CARRIER BENDS (AIR RELIEF) - GALVANIZED

OD	DESCRIPTION	CLR	BEND	PART #
4"	1-End Expanded-slotted	48"	90°	51471
4-1/2"	1-End Expanded-port	20"	90°	07-18220
6"	1-End Expanded-slotted	36"	90°	29755
6"	1-End Expanded-slotted	48"	90°	51461
4"	Straight Ends-port	36"	90°	53112***
4"	Straight Ends-slotted	48"	90°	07-14036
4-1/2"	Straight Ends-port	20"	90°	34483***
6"	Straight Ends-slotted	48"	90°	43370*
6"	Straight Ends-slotted	48"	90°	07-14042**

* Slots located at 30° ** Slots located at 45°
 *** Port on outside radius

CTC OFFSET BENDS - GALVANIZED

OD	DESCRIPTION	CLR	CENTER TO CENTER	PART #
4"	Straight Ends	48"	7-1/4"	25843
4"	Straight Ends	48"	4-1/8"	26135
4-1/2"	Straight Ends	20"	9"	25531

CTC OFFSETS (TAPE COATED) - GALVANIZED

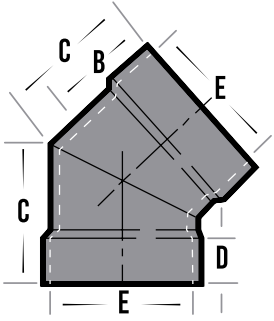
OD	DESCRIPTION	CLR	CENTER TO CENTER	PART #
4.5"	Straight Ends	20"	9"	25531-T

CARRIER STRAIGHTS (TAPE COAT) - GALVANIZED

OD	DESCRIPTION	CLR	BEND
4"	1-End Expanded	10'	49010-1-T
4.5"	1-End Expanded	10'	45010-1-T
6"	1-End Expanded	10'	69010-1-T
4"	Straight Ends	10'	49010-T
4.5"	Straight Ends	10'	45010-T
6"	Straight Ends	10'	69010-T

STANDARD FITTINGS

©2024 H-P Products

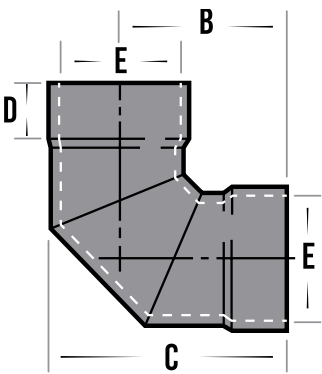


STANDARD 45° SEGMENTED ELBOW

STANDARD 45° SEGMENTED ELBOWS

Zinc-Coated (Galvanized) Steel

E-ID	B-CENTER TO END	C	D-EXP DEPTH	GAUGE	PART #
2-1/4"	2-1/8"	2-9/16"	1-1/4"	20	29101
3"	2-5/8"	3-1/4"	1-1/4"	16	39101
4"	2-7/8"	3-11/16"	1-1/4"	16	49101
6"	3-3/4"	5"	1-1/2"	14	69101



STANDARD 90° SEGMENTED ELBOW

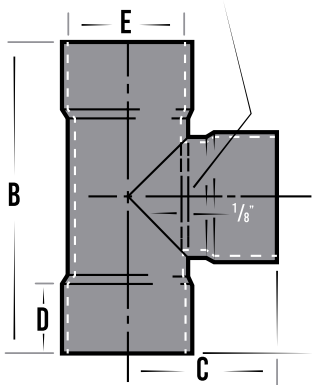
STANDARD 90° SEGMENTED ELBOWS

Zinc-Coated (Galvanized) Steel

E-ID	B-CENTER TO END	C	D-EXP DEPTH	GAUGE	PART #
2-1/4"	3-1/4"	4-3/8"	1-1/4"	20	29202
3"	3-7/8"	5-3/8"	1-1/4"	16	39202
4"	4-15/16"	6-15/16"	1-1/4"	16	49202*
6"	6"	9"	1-1/2"	14	69202

*Not segmented

GUIDE: 1/8 x 1/4 or 3/16 x 3/8



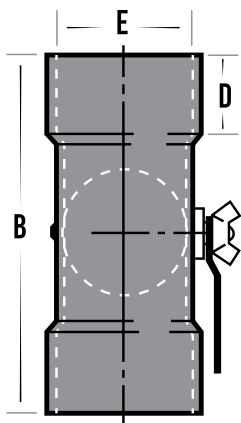
STANDARD 90° SEGMENTED TEE

STANDARD 90° SEGMENTED TEES

Zinc-Coated (Galvanized) Steel

E-ID	B	C	D-EXP DEPTH	GAUGE	PART #
2-1/4"	5-3/4"	2-7/8"	1-1/4"	20	29303
3"	6-1/2"	3-1/4"	1-1/4"	18	39303
4"	7-3/4"	3-7/8"	1-1/4"	16	49303
4-1/2"	7-1/2"	5"	1-1/4"	16	45303*
6"	12"	6"	1-1/2"	16	69303
6"	12"	6"	1-1/2"	16	07-22378
6"	13.5"	6-13/16"	-	16	28545

Branch is 4" ID



STANDARD WINDGATE

STANDARD WINDGATES

Zinc-Coated (Galvanized) Steel

E-ID	B-LENGTH	D-EXP DEPTH	GAUGE	PART #
2-1/4"	5"	1-1/4"	20	WG-290
3"	5"	1-1/4"	18	WG-390
4"	5"	1-1/4"	16	WG-490

Catalog Part Variations Available Upon Request

GIVE US A CALL IF YOU CAN'T FIND EXACTLY WHAT YOU NEED!

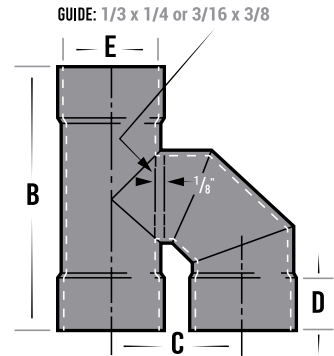
STANDARD FITTINGS

All reference dimensions are nominal

STANDARD SEGMENTED BYPASS

Zinc-Coated (Galvanized) Steel

E-ID	B	C	D-EXP DEPTH	GAUGE	PART #
2-1/4"	6-1/2"	3"	1-1/4"	20	29404
3"	7-3/4"	4-1/4"	1-1/4"	18	39404
4"	8-11/16"	5-1/2"	1-1/4"	16	49404
4-1/2"	9"	6"	1-1/4"	16	45404
6"	13-1/2"	8"	1-1/2"	16	69404

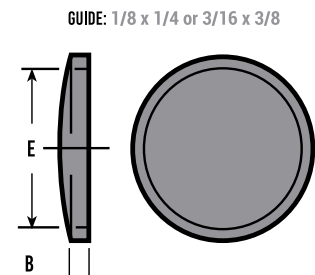


STANDARD SEGMENTED BYPASS

STANDARD TUBE CAPS

Zinc-Coated (Galvanized) Steel

FOR TUBE OD SIZE	B	TWIST	PART #
2-1/4"	1/2"	18	TC-290
3"	1/2"	18	TC-390
4"	7/16"	18	TC-490
4-1/2"	1-5/16"	18	TC-450
6"	1-5/16"	14	TC-690
4"x 7"	1"	16	2044

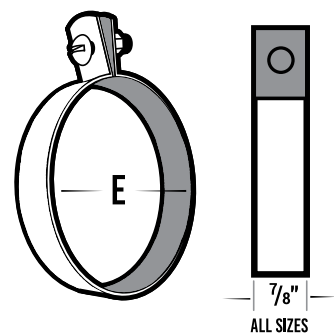


STANDARD TUBE CAP

STANDARD TUBE HANGERS

Nut & Bolt included

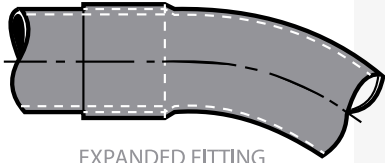
FOR TUBE OD SIZE	E-ID	GAUGE	PART #
2-1/4"	2-1/4"	16	TH-212
3"	3"	16	TH-300
4"	4"	16	TH-400
4-1/2"	4-1/2"	16	TH-450
6"	6"	16	TH-600



STANDARD TUBE HANGER

METHODS OF JOINING

©2024 H-P Products



EXPANDED FITTING

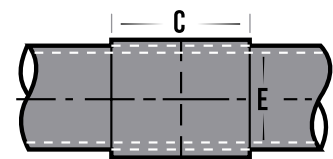
EXPANDED FITTING

Zinc-Coated (Galvanized) Steel. This type of connection enables a straight section of tubing to slip inside the expanded end of the fitting. The two pieces can then be "locked" together by any one of several techniques - brazing, welding, industrial adhesive, or shrink sleeves.

STANDARD SOLID SLEEVES

Zinc-Coated (Galvanized) Steel. Can be used for joining any two straight ends of tubing or fittings. The solid sleeve is a slip coupling that fits the OD of the joint which can then be glued, brazed, welded, or covered by a shrink sleeve.

E-ID	C-LENGTH	GAUGE	PART #
2-1/4"	3-1/2"	20	29003
3"	4"	18	39003
4"	5"	16	49003
4-1/2"	5"	16	45003
6"	6"	16	69003
4"x 7"	6"	16	79003



SOLID SLEEVE

CLAMP SLEEVES OR COMPRESSION COUPLINGS

Zinc-Coated (Galvanized) Steel. Offers easy "tear down" function. Straight end tubing or fittings butt together within the ID of the coupling or sleeve, and the joint is mechanically locked simply by tightening the bolts which are included.

STANDARD CLAMP SLEEVES

Zinc-Coated (Galvanized) Steel. Bolt holes are 9/32". Nuts and bolts are inserted in sleeve.

E-ID	B-LENGTH	C-NO. OF HOLES	D*	F**	GAUGE	PART #
2-1/4"	4"	3	1/2"	1-1/2"	20	CS-290
3"	4"	3	1/2"	1-1/2"	20	CS-390
4"	5"	4	1/4"	1-3/8"	20	CS-490
4-1/2"	5"	4	1/4"	1-3/8"	20	CS-450
6"	5-7/8"	4	5/16"	1-11/16"	18	CS-690
4"x 7"	5-7/8"	4	5/16"	1-11/16"	16	CS-790

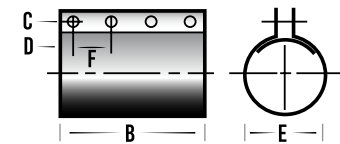
*Dimension D = Distance center outside hole to end ** Dimension F = Distance between center of holes

COMPRESSION COUPLINGS

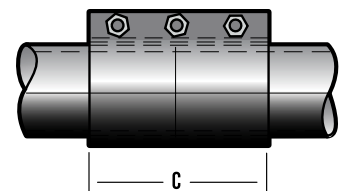
Zinc-Coated (Galvanized) Steel. With black neoprene liner & stainless steel grounding strip.

FOR TUBE - OD SIZE	NO. OF BOLTS - LENGTH	C NUMBER	PART #
2-1/4"	3	6"	22503B10
3"	3	6"	30003B10
4"	3	6"	40003B10
4-1/2"	3	6"	45003B10
6"	3	6"	60003B10
6"	4	8"	60004B10

*Dimension D = Distance center outside hole to end ** Dimension F = Distance between center of holes



CLAMP SLEEVE



COMPRESSION COUPLING

Additional sizes available upon request

KEY

OD	Outside Diameter
EXP	Expansion
ID	Inside Diameter
CLR	Center Line Radius
TAN	Tangent

Catalog Part Variations Available Upon Request

GIVE US A CALL IF YOU CAN'T FIND EXACTLY WHAT YOU NEED!

METHODS OF JOINING

All reference dimensions are nominal

SHRINK SLEEVES (4" LONG)

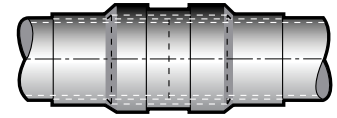
FOR TUBE OD SIZE	PART NUMBER
2-1/4"	SS-212
3"	SS-300
4"	SS-400
4-1/2"	SS-450
5"	SS-500
6" & 4"x 7"	SS-600

A heat shrinkable polyolefin band that literally shrinks and encircles the connection giving it mechanical strength and a positive seal. It can be used in conjunction with a solid sleeve or when using expanded fittings. Either way, gluing, brazing, and welding are eliminated.

PROTECTION SLEEVES (18" LONG)

FOR TUBE OD SIZE	PART NUMBER
2-1/4"	PS-212
3"	PS-300
4"	PS-400
4-1/2"	PS-450
5"	PS-500
6" & 4"x 7"	PS-600

A heat shrinkable polyethylene band that literally shrinks and encircles the joint. It is primarily used for underground joint protection.



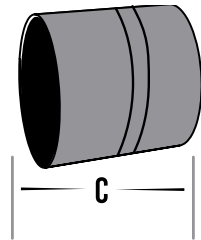
SHRINK SLEEVE/PROTECTIVE SLEEVE

STANDARD ADAPTERS (PVC TO METAL)

SIZE	C (LENGTH)	PART #
4-1/2"	2-1/2"	PMA-450

STANDARD ADAPTERS (PVC TO ACRYLIC)

SIZE	C (LENGTH)	PART #
4-1/2"	2-1/2"	PAA-450



ADAPTER

INSTALOK COUPLINGS

Instalok couplings have a unique clamping design that offers un-paralleled strength and grip. Made with Grade 5 stress relieved bolts to ensure a trouble-free installation

OD	O RING	LENGTH	PART #
2-1/4"	Black	4"	CP22542B-16Z
2-1/4"	Black	6"	CP22562B-16Z
3"	Black	4"	CP30042B-16Z
3"	Black	6"	CP30062B-16Z
4"	Black	4"	CP40042B-16Z
4"	Black	6"	CP40062B-16Z



INSTALOK COUPLING


Additional sizes available upon request

STANDARD PVC TUBING

©2024 H-P Products

PVC TUBING

Our PVC product line offers you a choice of standard catalog items in 4-5/8" OD. And these PVC parts are "ID friendly" with our corresponding metal line of tubular components featured in this catalog. With "Thousands of solutions under one roof", H-P Products, Inc. gives you maximum flexibility in designing a system with metal and PVC applications!



OUR PVC TUBING & FITTINGS ARE:

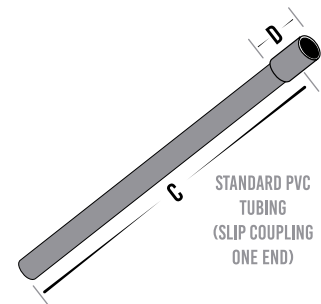
- "ID Friendly" with metal tube
- Economical to install
- Lightweight
- Wrinkle-free bends with a uniform ID throughout
- Non-corrosive
- Easy to assemble into offsets
- 110mm PVC Tubing & Bends now available

MATERIAL SPECIFICATIONS

- 1120 Type 1, Grade1, Gray Rigid PVC
- 4-5/8" OD Parts are 4.385" ID

STANDARD TUBING (STRAIGHT ENDS)

OD	C (LENGTH)	WALL THICKNESS	PART #
4-5/8"	10'	.120"	P45010



STANDARD TUBING (SLIP COUPLING ONE END*)

OD	C (LENGTH)	D	WALL THICKNESS	PART #
4-5/8"	10'	5"	.120"	P45010-C

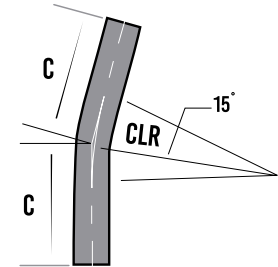
* Slip coupling extends 2-1/2" beyond tube length (C).

STANDARD PVC LONG RADIUS BENDS

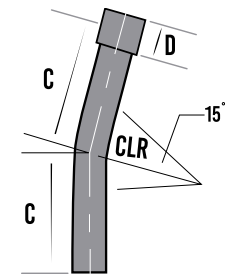
15° LONG RADIUS BENDS

OD	CLR	C (CENTER TO END DIMENSION)	D	WALL THICKNESS	PART #
4-5/8"	20"	6.5"	-	.120"	P451520
4-5/8"	20"	6.5"	5"	.120"	P451520-C*

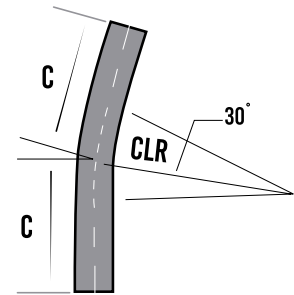
* Slip Coupling one end. Extends 2.5" beyond tube length (C).
 • NOMINAL STANDARD TANGENT IS 4"



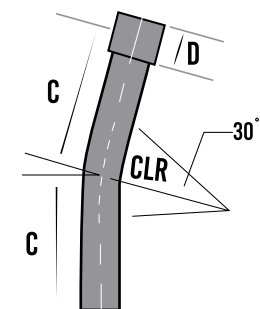
15° LONG RADIUS BEND
(STRAIGHT END)



15° LONG RADIUS BEND
(ONE END EXPANDED)



30° LONG RADIUS BEND
(STRAIGHT END)



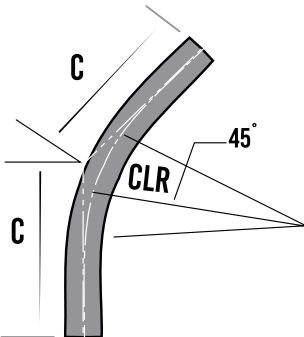
30° LONG RADIUS BEND
(ONE END EXPANDED)

30° LONG RADIUS BENDS

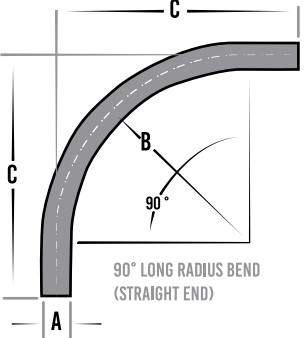
OD	CLR	C (CENTER TO END DIMENSION)	D	WALL THICKNESS	PART #
4-5/8"	20"	9.25"	-	.120"	P453020
4-5/8"	20"	9.25"	5"	.120"	P453020-C*

* Slip Coupling one end. Extends 2.5" beyond tube length (C).
 • NOMINAL STANDARD TANGENT IS 4"

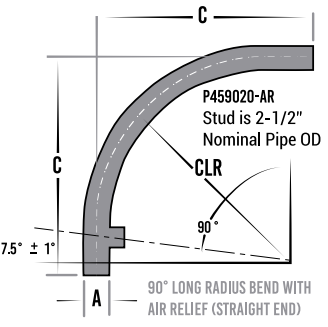
STANDARD PVC LONG RADIUS BENDS



45° LONG RADIUS BEND (STRAIGHT END)



90° LONG RADIUS BEND (STRAIGHT END)



90° LONG RADIUS BEND WITH AIR RELIEF (STRAIGHT END)

- KEY**
- OD Outside Diameter
 - ID Inside Diameter
 - CLR Center Line Radius

45° LONG RADIUS BENDS

OD	CLR	C (CENTER TO END DIMENSION)	D	WALL THICKNESS	PART #
4-5/8"	20"	12.25"	-	.120"	P454520
4-5/8"	20"	12.25"	5"	.120"	P454520-C*

* Slip Coupling one end. Extends 2.5" beyond tube length (C).
 • NOMINAL STANDARD TANGENT IS 4"

90° LONG RADIUS BENDS

OD	CLR	C (CENTER TO END DIMENSION)	D	WALL THICKNESS	PART #
4-5/8"	20"	24"	-	.120"	P459020
4-5/8"	20"	24"	5"	.120"	P459020-C*

* Slip Coupling one end. Extends 2.5" beyond tube length (C).
 • NOMINAL STANDARD TANGENT IS 4"

90° LONG RADIUS BENDS WITH AIR RELIEF

OD	CLR	C (CENTER TO END DIMENSION)	D	WALL THICKNESS	PART #
4-5/8"	20"	24"	-	.120"	P459020-AR

• NOMINAL STANDARD TANGENT IS 4"

STANDARD PVC LONG RADIUS BENDS

PVC (GRAY)

OD	ID	DESCRIPTION	CLR	BEND	PART #
4.625"	4.375"	Air Relief Bend-Straight End	20"	90°	32450
<i>2.875" OD air relief located on the OUTSIDE radius of the bend</i>					

OD	ID	DESCRIPTION	CLR	BEND	PART #
4.625"	4.375"	Air Relief Bend	20"	90°	30372
<i>2.875" OD air relief located on the INSIDE radius of the bend</i>					

BUTYRATE (CLEAR)

LENGTH	OD	ID	DESCRIPTION	CLR	BEND	PART #
120"	2.25	2.014"	Long			92576
84"	4.75"	4.375"	Long			23382-07
120"	4.75"	4.375"	Long			23382-10
180"	4.75	4.375"	Long			23382-15
4-1/2"	4-1/2"	4.375"	Bend-Straight Ends	24"	90°	29529
			Coupling			29528
			Glue for Coupling			2084-QT

PVC (110MM)

LENGTH	OD	ID	DESCRIPTION	CLR	BEND	PART #
13'	4.331"	4.149"	Gray - Straight			36250
13'	4.331"	4.149"	White - Straight			32420
13'	4.331"	4.149"	White - Straight (10pc. bundle)			32793
	4.331"	4.149"	Gray	26"	90°	36253
	4.331"	4.149"	White	26"	90°	32423
			Gray - Slip Coupling Sleeve			36252
			White - Slip Coupling Sleeve			32422

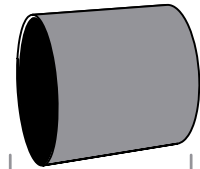
METHODS OF JOINING PVC

All reference dimensions are nominal

STANDARD PVC COUPLINGS

SIZE	C (LENGTH)	WALL THICKNESS	PART#	DESCRIPTION
4.5"	5"	.120"	P45003	COUPLING

Standard PVC Tubing



STANDARD PVC COUPLING

STANDARD PVC ADHESIVE

DESCRIPTION	PART NUMBER
1/4 pint can, PVC adhesive	P2862

STANDARD ADAPTERS (PVC TO METAL)

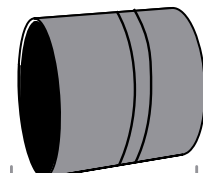
SIZE	C (LENGTH)	PART #
4.5"	2.5"	PMA-450

Standard PVC Tubing x 4.5" OD Metal Tubing

STANDARD ADAPTERS (PVC TO ACRYLIC)

SIZE	C (LENGTH)	PART #
4.5"	2.5"	PAA-450

Standard PVC Tubing x 4.75" OD Acrylic Tubing



ADAPTER

STANDARD ADAPTERS (METAL TO CLEAR)


SIZE	C (LENGTH)	PART #
4.5"	5"	45003
4.5"	2.5"	PAA-450

Standard 4.5"OD metal tubing x 4.75" clear tubing

STANDARD METAL HANGERS

E (ID)	PART #
4.5"	TH-450


Zinc-coated (Galvanized)
16 Gauge Steel



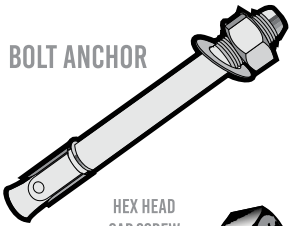
STANDARD METAL HANGER

ACCESSORIES


©2024 H-P Products



ANCHOR



BOLT ANCHOR



HEX HEAD
CAP SCREW

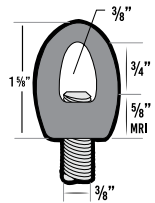
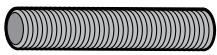
FLAT WASHER




SPLIT LOCK WASHER



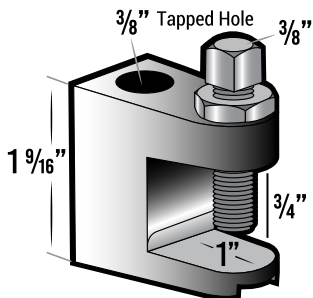
THREADED ROD



EYE NUT



COUPLER NUT



BEAM CLAMP

INSTALLATION ACCESSORIES

LENGTH	PART #
Plastic Tube Hanging Strap - 1" wide x 100' roll (PVC Only)	30302-01
Edge protector for Plastic Tube Hanging Strap (30302-01)	30303-01
Beam Clamp for PVC & Steel Tube	BC-037T
Hex Bolt (3/8" x 1-1/4")	HCS-0381
Hex Bolt (5/16" - 18 x 1/2")	47723
Hex Lock Nut (5/16" - 18)	47724
Vinyl Duct Tape - Black (2"w x 150' roll)	33311
Vinyl Duct Tape - Gray (2"w x 180' roll) Heavy Duty	48755
4" CLIC® Clamp	96174

INSTALLATION COMPONENTS

H-P Products, Inc. gives you everything you need to get your system up and running, all in one complete installation package. If you're searching for a particular installation component, we'll be glad to help you find whatever you're looking for. Our "one-stop-shopping" will help you lower your inventory costs and spend less time looking for parts. And, when it's time for installation, you'll have all the components you need on-the-spot.

DESCRIPTION	SIZE	MATERIAL	PKGD	PRODUCT ID
Anchor, Hilti®	3/8" x 1-9/16" (Length)	Zinc	50 pc	ANC-0380
Bolt Anchor,	3/8" x 3-3/4" (Overall Length)	Zinc	100 pc.	ANC-0381
Includes Washer and Hex Nut	1-1/8" Thread Length			
<i>Features: Comprehensive performance testing in concrete, lightweight concrete, and grout-filled block base materials. Can be installed in a bottomless hole. Anchor size is same as hole size for easy installation. Hilti® Kwik Bolt II Stud Anchor System.</i>				
Hex Head Cap Screw	3/8" x 1-1/4" (Length)	Zinc	50 pc.	HCS-0381
"More Length When You Need It"				
Hex Nut	3/8"	Zinc	50 pc.	HXN-0380
Flat Washer	3/8"	Zinc	50 pc.	FW-0380
Split Lock Washer	3/8"	Zinc	50 pc.	LKW-0380
Threaded Rod	3/8" x 6' (Length)	Zinc	50 pc.	ATR-100
Eye Nut,	3/8" Tapped Hole	Malleable Iron - Plain.	50 pc.	EN-0380
Maximum Allowable Load is 610 lbs. "Works Great With our Tube Hangers"				
Coupler Nut	3/8" x 1-3/4" (Length)	Zinc	each	CN-0380
Beam Clamp	3/8" Tapped Hole	Malleable Iron - Galv.	each	BC-037T
with Zinc Set Screw and Lock Nut.				
Maximum Allowable Load, in top or bottom position, is 550 lbs.				
Beam Clamp	3/8" Tapped Hole	Malleable Iron - Plain	50 pc.	BC-100
with Set Screw and Lock Nut.				
Maximum Allowable Load, in top position, is 500 lbs.; in bottom position, 250 lbs. "The Cost-Effective Solution When You Don't Need Our Heavy-Duty Beam Clamp (BC-037T)"				
Channel Nut, without spring	3/8"	Zinc	each	CHN-0380
Saddlenut Assembly		Zinc	50	SN-0380
"Replaces Square Washer Plate and a Channel Nut Combination"				
Slotted Strut, 14 Gauge	13/16"(D) x 1-5/8", 10' Length	Zinc	each	UN-100
Slotted Strut, 14 Gauge	1-5/8"(D) x 1-5/8", 10' Length	Zinc	each	UN-201
"An Economical Alternative When You Don't Require Our Heavy-Duty Strut (UN-202)"				
Slotted Strut, 12 Gauge	1-5/8"(D) x 1-5/8", 10' Length	Zinc	each	UN-202

Catalog Part Variations Available Upon Request

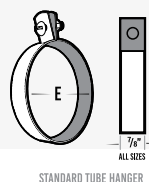
GIVE US A CALL IF YOU CAN'T FIND EXACTLY WHAT YOU NEED!

ACCESSORIES

All reference dimensions are nominal

INSTALLATION COMPONENTS - CONTINUED

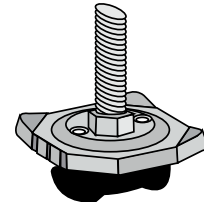
DESCRIPTION	SIZE	MATERIAL	PKGD	PRODUCT ID
Coupler Nut	3/8" x 1-3/4" (Length)	Zinc	each	CN-0380
Beam Clamp with Zinc Set Screw and Lock Nut.	3/8" Tapped Hole	Mal- leable Iron - Galv.	each	BC-037T
Maximum Allowable Load, in top or bottom position, is 550 lbs.				
Beam Clamp with Set Screw and Lock Nut.	3/8" Tapped Hole	Mal- leable Iron - Plain	50 pc.	BC-100
Maximum Allowable Load, in top position, is 500 lbs.; in bottom position, 250 lbs. "The Cost-Effective Solution When You Don't Need Our Heavy-Duty Beam Clamp (BC-037T)"				
Channel Nut, without spring	3/8"	Zinc	each	CHN-0380
Saddlenut Assembly "Replaces Square Washer Plate and a Channel Nut Combination"		Zinc	50	SN-0380
Slotted Strut, 14 Gauge	13/16"(D) x 1-5/8", 10' Length	Zinc	each	UN-100
Slotted Strut, 14 Gauge	1-5/8"(D) x 1-5/8", 10' Length	Zinc	each	UN-201
"An Economical Alternative When You Don't Require Our Heavy-Duty Strut (UN-202)"				
Slotted Strut, 12 Gauge	1-5/8"(D) x 1-5/8", 10' Length	Zinc	each	UN-202
90° Strut Bracket	2 x 2, 9/16" Holes	Zinc	each	BRKT-0900
90° Strut Bracket	2 x 1, 9/16" Holes	Zinc	each	BRKT-0901
45° Strut Bracket	9/16" Holes	Zinc	each	BRKT-0450
Square Washer Plate	7/16" Hole for 3/8" Bolt Size	Zinc	100 pc.	SQW-0380
Tube Hanger, includes Bolt and Nut	For 2" OD Tube	Zinc	each	TH-200
Tube Hanger, includes Bolt and Nut	For 2-1/8" and 2-1/4" OD Tube	Zinc	each	TH-212
Tube Hanger, includes Bolt and Nut	For 2-1/2" OD Tube	Zinc	each	TH-250
Tube Hanger, includes Bolt and Nut	For 3" OD Tube	Zinc	each	TH-300
Tube Hanger, includes Bolt and Nut	For 3-1/2" OD Tube	Zinc	each	TH-350
Tube Hanger, includes Bolt and Nut	For 4" OD Tube	Zinc	each	TH-400
Tube Hanger, includes Bolt and Nut	For 4-1/2" OD Tube	Zinc	each	TH-450
Tube Hanger, includes Bolt and Nut	For 5" OD Tube	Zinc	each	TH-500
Tube Hanger, includes Bolt and Nut	For 6" OD Tube	Zinc	each	TH-600
Tube Hanger, includes Bolt and Nut	For 8" OD Tube	Zinc	each	TH-800
Tube Hanger, includes Bolt and Nut	For 10" OD Tube	Zinc	each	TH-1000
Tube Hanger, includes Bolt and Nut	For 12" OD Tube	Zinc	each	TH-1200
Tube Hanger, includes Bolt and Nut	For 14" OD Tube	Zinc	each	TH-1400



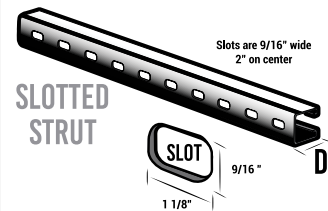
STANDARD TUBE HANGER



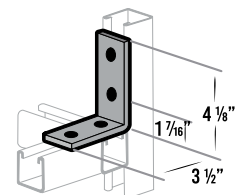
COUPLER NUT



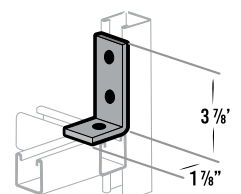
BEAM CLAMP ASSEMBLY



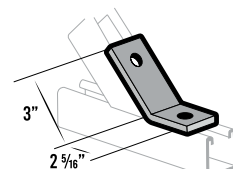
SLOTTED STRUT



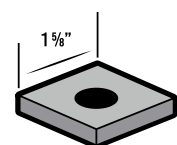
90° STRUT BRACKET
2 HOLES X 2 HOLES



90° STRUT BRACKET
2 HOLES X 1 HOLES



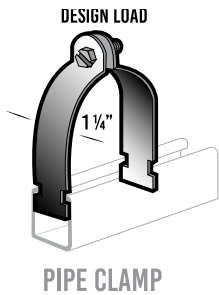
45° STRUT BRACKET
1 HOLES X 1 HOLES



SQUARE WASHER PLATE

KEY

OD Outside Diameter
ZINC Galvanized Carbon Steel



INSTALLATION COMPONENTS - CONTINUED

DESCRIPTION	SIZE	MATERIAL	PKGD	PRODUCT ID
Pipe Clamp , includes Slotted Hex Head Screw and Nut, Design Load 800 lbs.	For 1-1/2" Pipe Size	Zinc	4 pc.	PCL-150
Pipe Clamp , includes Slotted Hex Head Screw and Nut, Design Load 800 lbs.	For 2" Pipe Size	Zinc	4 pc.	PCL-200
Pipe Clamp , includes Slotted Hex Head Screw and Nut, Design Load 800 lbs.	For 2-1/2" Pipe Size	Zinc	4 pc.	PCL-250
Pipe Clamp , includes Slotted Hex Head Screw and Nut, Design Load 800 lbs.	For 3" Pipe Size	Zinc	4 pc.	TCL-350*
Pipe Clamp , includes Slotted Hex Head Screw and Nut, Design Load 1000 lbs.	For 3-1/2" Pipe Size	Zinc	4 pc.	TCL-400*
Pipe Clamp , includes Slotted Hex Head Screw and Nut, Design Load 1000 lbs.	For 4" Pipe Size	Zinc	4 pc.	TCL-450*
Pipe Clamp , includes Slotted Hex Head Screw and Nut, Design Load 1000 lbs.	For 5" Pipe Size	Zinc	4 pc.	PCL-500
Pipe Clamp , includes Slotted Hex Head Screw and Nut, Design Load 1000 lbs.	For 6" Pipe Size	Zinc	4 pc.	PCL-600
Pipe Clamp , includes Slotted Hex Head Screw and Nut, Design Load 1000 lbs.	For 8" Pipe Size	Zinc	4 pc.	PCL-800**
* Tube Clamp also fits this pipe size.				
** 2 piece package				
Tube Clamp , includes Slotted Hex Head Screw and Nut, Design Load 600 lbs.	For 1-1/2" OD Tube	Zinc	4 pc.	TCL-150
Tube Clamp , includes Slotted Hex Head Screw and Nut, Design Load 800 lbs.	For 2" OD Tube	Zinc	4 pc.	TCL-200
Tube Clamp , includes Slotted Hex Head Screw and Nut, Design Load 800 lbs.	For 2-1/8" OD Tube	Zinc	4 pc.	TCL-212
Tube Clamp , includes Slotted Hex Head Screw and Nut, Design Load 800 lbs.	For 2-1/2" OD Tube	Zinc	4 pc.	TCL-250
Tube Clamp , includes Slotted Hex Head Screw and Nut, Design Load 800 lbs.	For 3" OD Tube	Zinc	4 pc.	TCL-300
Tube Clamp , includes Slotted Hex Head Screw and Nut, Design Load 800 lbs.	For 3-1/2" OD Tube	Zinc	4 pc.	TCL-350
Tube Clamp , includes Slotted Hex Head Screw and Nut, Design Load 800 lbs.	For 4" OD Tube	Zinc	4 pc.	TCL-400
Tube Clamp , includes Slotted Hex Head Screw and Nut, Design Load 1000 lbs.	For 4-1/2" OD Tube	Zinc	4 pc.	TCL-450
Tube Clamp , includes Slotted Hex Head Screw and Nut, Design Load 1000 lbs.	For 5" OD Tube	Zinc	4 pc.	TCL-500
Tube Clamp , includes Slotted Hex Head Screw and Nut, Design Load 1000 lbs.	For 6" OD Tube	Zinc	4 pc.	TCL-600
Tube Clamp , includes Slotted Hex Head Screw and Nut, Design Load 1000 lbs.	For 8" OD Tube	Zinc	4 pc.	TCL-800**

NOTE

Tube Clamps are now available in 50 packs! To order, simply add -50 to the end of the Part #

ACCESSORIES

All reference dimensions are nominal

DESCRIPTION	SIZE	MATERIAL	PKGD	PRODUCT ID
Tape Coat *	10.5-oz. Tube	-	each	FST-100
Primer **	Quart	-	each	2868
Metal Sealant	Quart Can	-	each	2084-QT

An aluminum-colored, medium viscosity, synthetic rubber sealant with excellent adhesion to many metal, glass, wood and other surfaces.

Features: Adheres to metal, wood and glass. Seals metal to glass in windows and doors. Resists weather, water, oil and gasoline. Solids wt. approx. 46%, Flash Point (closed cup) 0° F, heavy liquid consistency, aluminum color (dry), brush or flow application. Drying time is 24 hours (1/8" dia. bead), service temp. range of -30° to 200° F. 3M Scotch-Seal™ 2084 Metal Sealant repackaged by H-P Products.

* 1-½ rolls cover 10' of 4-½" OD tube

** One Pint covers four 10' sticks

NOTES



H-P Products

512 West Gorgas St. • P.O. Box 3912
Louisville, Ohio 44641-312

1.800.860.TUBE (8823)

Fax: 330.875.7155

www.H-PPRODUCTS.com

S-120-0062
©2024 H-P Products